

GAS PROP REPLACEMENT INSTRUCTIONS


Your gas prop will come with a pair of end fittings located at each end of the prop. They will most likely have either a dark composite socket with a flat metal clip (Type A) a two piece composite end fitting (Type B) or an all-metal socket with a wire safety clip (Type C.) Other fittings are available but work the same way depending on type.

TYPE A

You will need a small flat-head screw driver to install the prop.

- To remove the clip from a Type A prop, insert the screw driver underneath the metal clip and slightly pry upwards to dislodge the clip.
- **DO NOT FULLY REMOVE THE CLIP.**
- Repeat on the other end.
- To install Type A prop simply position the fitting over the ball stud over the fitting and press lightly until it snaps into a secure position.
- **DO NOT USE A HAMMER OR VICE GRIPS.** (Doing so will void any warranty.)
- Repeat on opposite end.

Use flathead screwdriver. Insert into slot to pry up clip. **DO NOT REMOVE CLIP COMPLETELY.**




TYPE B

You will need a small flat-head screw driver to install the prop.


- Remove old lift support by prying retain cap up insert the screw driver underneath cap and slightly pry upwards to release cap.
- **DO NOT FULLY REMOVE THE CAP.**
- With retaining cap raised in (Unlocked Position), install new support by inserting ball into socket.
- Snap retaining cap into (Locked Position). **DO NOT USE A HAMMER.** (Doing so will void any warranty)
- Repeat on other end.

Use flathead screwdriver. Insert into Underneath cap and slightly pry upwards releasing fitting. **DO NOT REMOVE CAP COMPLETELY.**



TYPE C

- To install a gas prop with a Type C fitting always secure the rod end (thin end) first.
- Without any tools place the opening of the end fitting over the ball stud.
- Push onto ball stud.
- Insert the straight end of the wire clip into the small hole on the fitting. Push all the way in.
- Then rotate the curved section and clamp it around the neck of the fitting.
- It should remain tightly in place.
- Repeat



LaVanture Products Company warehouses and distributes a wide variety of products to general industry and O.E.M. manufacturers. All distributor items are in stock, ready for immediate shipment.

INDUSTRIAL
—•— HARDWARE
—•— DIRECT

FIND MORE GAS PROP PRODUCTS
ONLINE AT:

industrialhardwaredirect.com

